

Time anomalies detected easily and safely.

According to our understanding of physics on Earth, time abnormalities should not exist. However, there are many credible reports of precisely this phenomenon.

Usually this is confined to UFO landing sites, genuine crop circles and so-called esoteric force locations.

To identify even one such place with certainty and as having a repeatable time anomaly so far failed due to the great technical complexity of precise time measurement systems.

Digital Service GmbH has now developed a device for field work applications which can recognize a time anomaly of 100 $\mu$  seconds per second within a radius of approximately 10 meters.

The Time Control Mini is very easy to use and is also affordable for everyone.

The Time Control Mini is particularly suited to crop circle research. If Time Control Mini signals a time alarm, this is a sure sign of the authenticity of a crop circle.

There is no known method to manipulate the Time Control Mini in any way.

And this is how Time Control Mini works:



Time Control Mini consists of two absolutely synchronous timers. Both timers are linked to a cable 10 meters in length.

Now if a timer is moved in the vicinity of a time anomaly, then a time difference develops between the timers.

If the time anomaly is greater than 100 $\mu$  seconds per second, there ensues a non-interruptible alarm.

The following table shows the dependence of sensitivity on the duration of time measurement.

Period of time	Time difference per sec that triggers an Alarm
1 second	100 microseconds
2 seconds	50 microseconds
60 seconds	> 2 microseconds
.	.
.	.
.	.
1 hour	28 nanoseconds

On the basis of the table it can be seen that even the smallest of all time variations, even to the utopian accuracy of nanoseconds, may be detected.

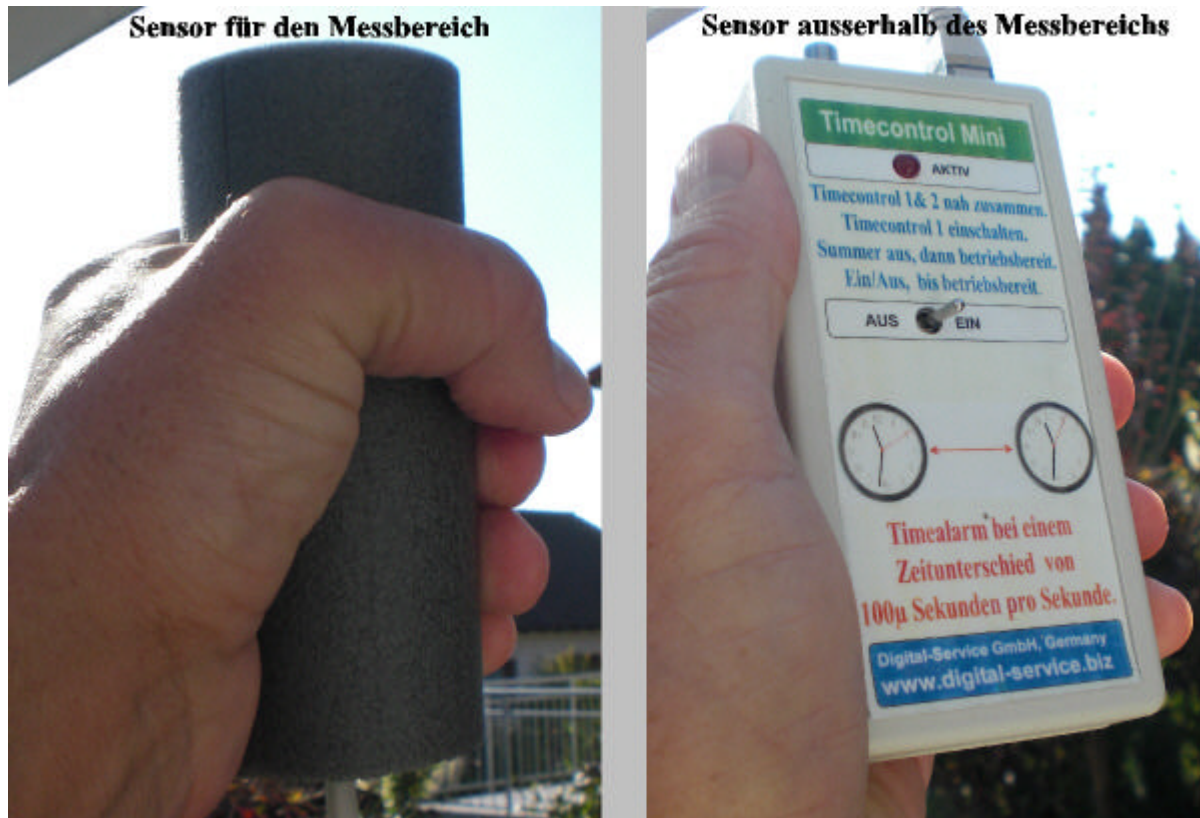
This extraordinary detection performance makes it possible for a serious amateur researcher to acquire evidence for the authenticity of the object of his or her investigation.

The Time Control Mini has a RS 232 data port for PCs, through which measurement data is transmitted to a program. This program is included with the device, and it allows the time anomaly to be graphically represented.

Since Digital Service GmbH has, as of now, no knowledge of a place with a time anomaly, there is no opportunity to calibrate the time control of the PC or mini-program.

In other words: A unique time deviation per raw measurement can currently only be estimated and lies at approximately 0.4 V pro 100µ seconds.

And this is how Time Control Mini looks:



Sensor for the measurement range

Sensor outside the measurement range

Time Control Mini consists of two devices, with a 10 meter long cable connected.

**Time control-1**, is the main unit which remains outside the measurement area and contains all ports / switches.

**Time control-2**, is hidden in the handle end of the cable. With this part of the cable one traverses the area to be investigated.


With **Timcontrol-2** in the hand, the area to be investigated is traversed, or **Timcontrol-2** is left for a freely selectable time in the area to be studied.

## Technical Data:

Dimensions:	130x65x25mm, with battery compartment for 9V battery
Voltage::	6V to 18V DC
Current consumption:	12mA (battery lifetime of about 40 hours With an external battery holder, there may be a lifespan of up to 100 hours.
Display:	LED for operation / data
Data Interface:	RS232 , only transmitting, 9600:8: N: 1
Alarm:	Buzzer both in Time Control 1 and 2

A short introduction to the mode of operation of time control Mini. As a reasonably priced stand type method one also can do one with stove quartzes build up measuring system. This has, however, some decisive disadvantages. This is of primarily a measuring type these were technically interested to be handled has however hardly from technology laymen. The measurement time in addition is restrictedly, there the quartzes about briefly or for a long time no more and it inevitably therefore comes to a time measuring difference synchronously swing.

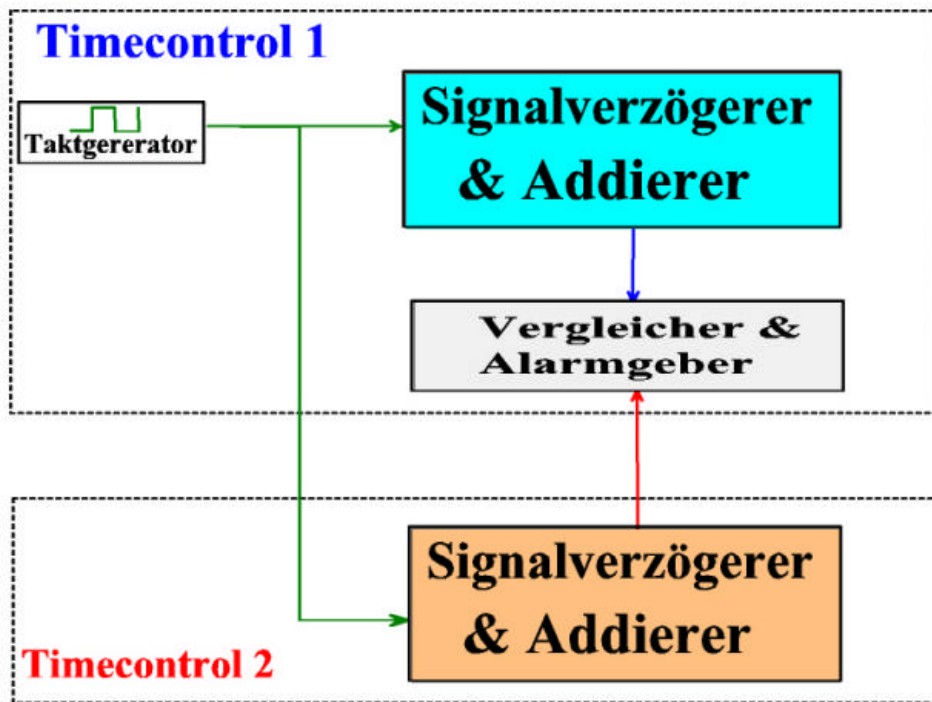
Two stable oscillators are coordinated and supervised on frequency changes. This function is in principle similar as in the case of two atomic clocks these are compared.



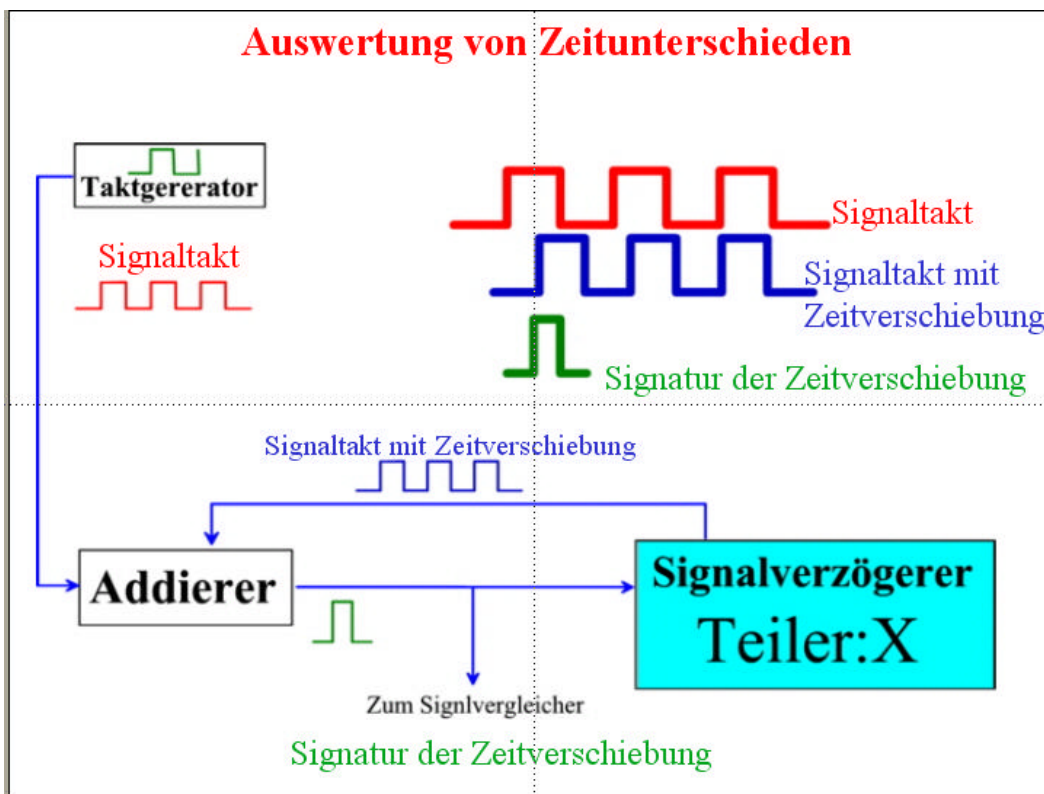
Time control Mini therefore works according to a completely new principle.

Mini is the new the delay addition procedure to time control.

## Das Prinzip des Verzögerungs- Additionsverfahren



Technical principle of the evaluation of time differences



General information:

The Time Control Mini line is an off-shoot of the development of the magnetic field sensor UNIT.

The functional description for the program **MagSensUNIT** is fully applicable to the Time Control Mini.

The yellow measured curve reports the duration the time alarm.

The red measured curve shows the time deviation in micro-seconds.

The scale 0-240 represents the measured voltage, in units of approximately 20mV.

The scale 0-2000 shows the number of individual measurements.



The delivery is done by:

**Digital-Service GmbH**

Postfach 418

Germany-71711 Murr

[www.digital-service.biz](http://www.digital-service.biz)

[digital-service71711murr@t-online.de](mailto:digital-service71711murr@t-online.de)



## Are the price quotation in €

The conversion into foreign currency is carried out to the current price.

On a delivery to the EU area €20 are charged to transportation costs in addition.

On a delivery in the rest of the world €30 are charged to transportation costs in addition.



Timecontrol Mini and plug-in ac-adaptor **370.-- €**

Data CD with Program for the data note and current documentation

Timecontrol Mini with Magnetic field Sensor and plug-in ac-adaptor **510.-- €**

Data CD with Program for the data note and current documentation



RS 232 data cable **20.-- €**



USB power supply **50.-- €**



Motor vehicle power supply **9.-- €**



Battery holder stand type **20.-- €**



Battery holder great **20.-- €**